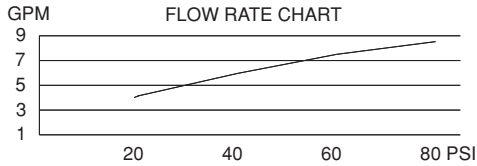


SINGLE HANDLE PRESSURE BALANCE TUB & SHOWER FAUCET

Description

- Single handle with 6" octagon showerhead
- Cast slip-fit spout
- Diverter on valve (Tub & Shower only)
- Back to back installation capabilities

Flow & Valving



Standards

- ASME A112.18.1
- CSA B125
- ASSE 1016
- Listed IAPMO/UPC
- Energy policy act of 1992
- ADA Accessibility Guidelines for Buildings and Facilities - 4.27.4 Controls and Mechanisms (lever handle only)

Warranty

Danze products are covered by a manufacturer's limited "lifetime" warranty for manufacturing defects.



D503066 (shown)
BRANDYWOOD™

With Diverter & Stops:

- D503066 (Tub/Shower)
- D503068 (Tub/Shower)

With Stops:

- D503566 (Shower only)
- D503568 (Shower only)

Available Colors & Finish

- Chrome
- Brushed Nickel (BN)

Handle Suffix:

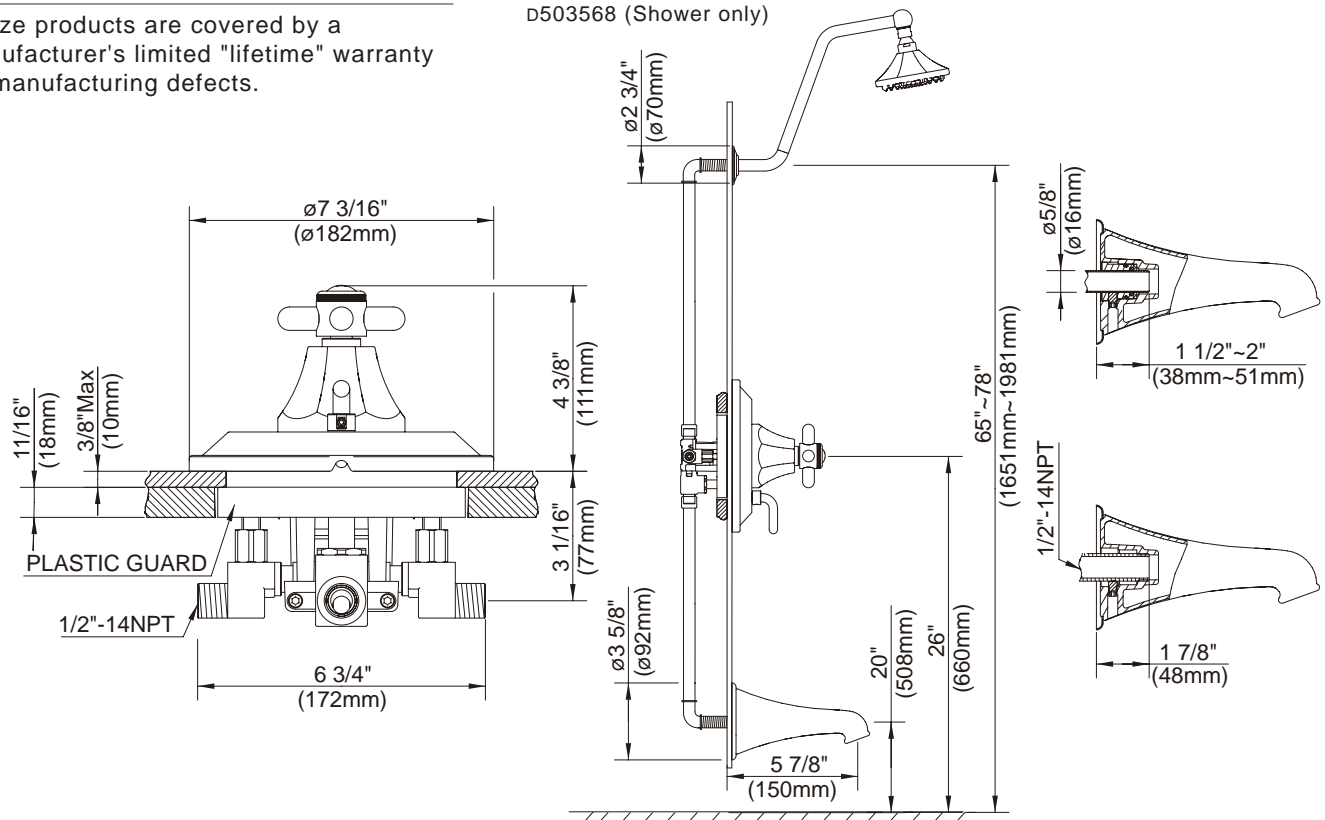
- 66 : cross handle
- 68 : lever handle



- Trim Kits:** (for use w/pressure balance valves)
- D500666T (Tub trim w/valve escutcheon)
 - D500668T (Tub trim w/valve escutcheon)
 - D500466T (Valve only escutcheon trim w/diverter)
 - D510466T (Valve only escutcheon trim w/o diverter)

Special Packaging

- This product also available with valve packaged separate from trim.
- Tub & Shower and Valve Only Escutcheon w/ Diverter Trim Kit - use w/valve: D113000BT (w/diverter & stops)
- Shower Only & Tub & Valve Only Escutcheon w/o Diverter Trim Kit - use w/valve: D112000BT (w/stops) or D115000BT (w/o stops)
- Pressure Balance Valves are combination 1/2" copper sweat, 1/2" NPT threaded connectors for all ports.



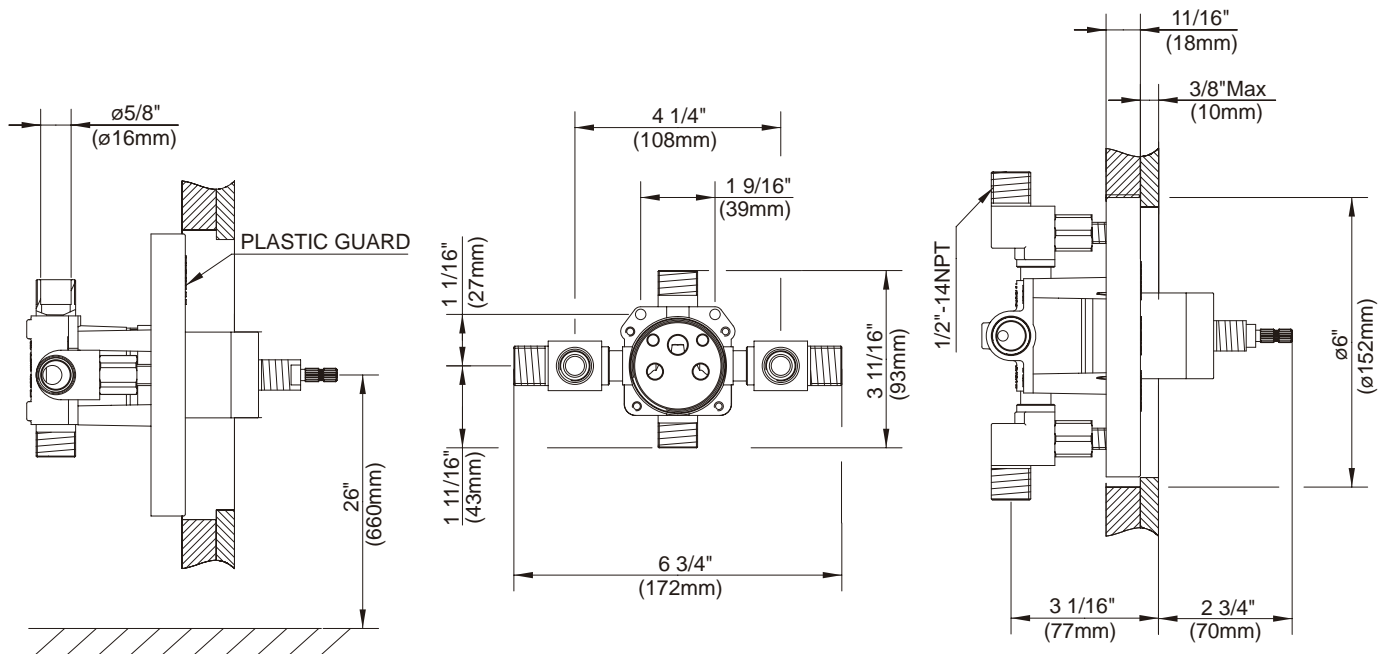
Specific Features: _____ Submitted Model No.: _____

SD503066/09-07.02

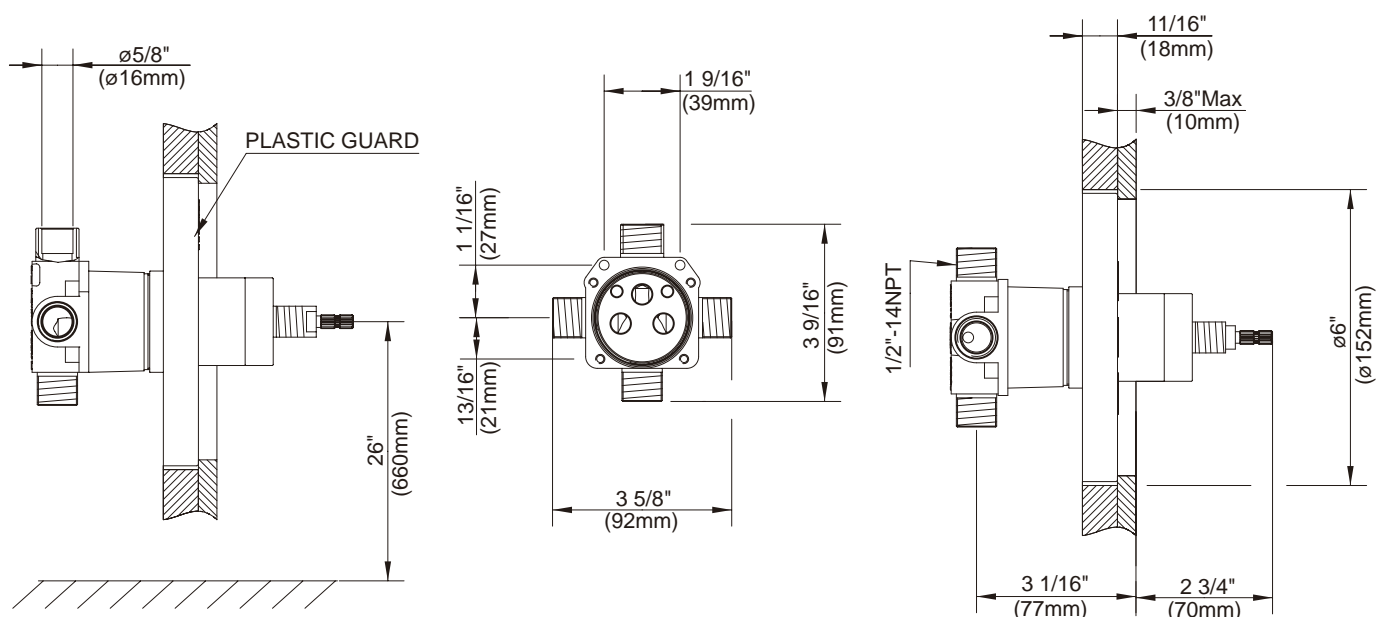
SINGLE HANDLE PRESSURE BALANCE TUB & SHOWER VALVES

Critical Dimensions : Rough-in valve D112000BT (w/stops) & D115000BT (w/o stops)

W/SCREWDRIVER STOPS



W/DIVERTER & STOPS



Specific Features: _____ Submitted Model No.: _____